
PUBLIC PERCEPTIONS ON RADICALIZATION TO VIOLENCE & RESILIENCE IN CANADA

PROJECT ACTIVITIES & POLLING RESULTS FOR WAVE 10

CIIM RESEARCH, 2017, ISSUES #9

PROFILE: WHICH PROVINCE IS MOST WORRIED ABOUT THE THREAT OF TERRORISM / RADICALIZATION TO VIOLENCE?

Provinces		Most worried about...				
Rank	Terrorist activities in the world*	Terrorist activities in Canada*	A terrorist attack in the area where you live*	Terrorists from overseas*	Persons born in Canada who become radicalized*	Overall
1	Quebec (3.36)	Quebec (2.96)	Quebec (2.54)	Quebec (3.04)	Quebec (3.08)	Quebec (14.97)
2	Atlantic (3.32)	MB/SK (2.89)	Ontario (2.47)	MB/SK (2.96)	Ontario (2.90)	Ontario (14.39)
3	Ontario (3.24)	Atlantic (2.89)	Alberta (2.38)	Atlantic (2.94)	Atlantic (2.90)	Atlantic (14.33)
4	BC (3.18)	Ontario (2.86)	MB/SK (2.30)	Ontario (2.93)	Alberta (2.86)	MB/SK (14.24)
5	MB/SK (3.18)	Alberta (2.85)	B.C. (2.26)	Alberta (2.86)	MB/SK (2.83)	Alberta (14.01)
6	Alberta (3.09)	B.C. (2.68)	Atlantic (2.26)	B.C. (2.80)	B.C. (2.79)	B.C. (13.64)
Mean	3.25	2.86	2.42	2.94	2.92	14.38
Std. Dev.	.76	.85	.98	.86	.84	3.47
N	2,518	2,519	2,516	2,507	2,472	2,445

PROFILE: WHICH CITY IS MOST WORRIED ABOUT THE THREAT OF TERRORISM / RADICALIZATION TO VIOLENCE?

Cities		Most worried about...				
Rank	Terrorist activities in the world	Terrorist activities in Canada*	A terrorist attack in the area where you live*	Terrorists from overseas	Persons born in Canada who become radicalized	Overall
1	Hamilton-Niagara (3.36)	Hamilton-Niagara (3.38)	Hamilton-Niagara (2.56)	Hamilton-Niagara (3.09)	Hamilton-Niagara (3.06)	Hamilton-Niagara (15.08)
2	Ottawa (3.22)	Montreal (2.83)	Toronto (2.56)	Montreal (2.96)	Ottawa (2.89)	Montreal (14.37)
3	Toronto (3.22)	Toronto (2.83)	Calgary (2.50)	Toronto (2.90)	Montreal (2.89)	Toronto (14.31)
4	Montreal (3.21)	Calgary (2.82)	Vancouver (2.50)	Calgary (2.89)	Vancouver (2.86)	Ottawa (14.17)
5	Vancouver (3.18)	Ottawa (2.79)	Montreal (2.48)	Ottawa (2.87)	Calgary (2.85)	Vancouver (14.01)
6	Calgary (3.00)	Vancouver (2.70)	Ottawa (2.39)	Vancouver (2.85)	Toronto (2.84)	Calgary (14.01)
Mean	3.20	2.83	2.51	2.91	2.88	14.31
Std. Dev.	.80	.88	.99	.89	.87	3.67
N	1,087	1,088	1,088	1,084	1,065	1,060 ^B

KEY OBSERVATIONS AMONG PROVINCES & CITIES

- Among the provinces, Quebec is the most worried about terrorism and radicalization to violence.
- Among the cities, the Hamilton-Niagara Peninsula is the most worried about terrorism and radicalization to violence.
- Ottawa ranks 2nd highest for worrying about “terrorist activities in the world” and Montreal ranks 2nd highest for worrying about “terrorist activities in Canada”, however, Montreal and Ottawa are least worried about a terrorist attack in the area where they live (ranked 5th and 6th, respectively).
- Toronto is most concerned with a terrorist attack in the area where they live (ranked 2nd), but is least concerned about persons born in Canada who become radicalized (6th).
- In general, survey respondents from Western Canada are the least likely to be worried about terrorism and radicalization to violence. Alberta and BC are ranked 5th and 6th overall (in terms of being worried) and Calgary and Vancouver are at the bottom of the list among metropolitan areas.

FEMALES, AGE 65+, ALLOPHONES & IMMIGRANTS ARE MOST WORRIED ABOUT THE THREAT OF TERRORISM / RADICALIZATION TO VIOLENCE

Demographics	Most worried about...					Overall
	Terrorist activities in the world	Terrorist activities in Canada	A terrorist attack in the area where you live	Terrorists from overseas	Persons born in Canada who become radicalized	
Male	3.11 (.82)	2.74 (.86)	2.31 (.97)	2.84 (.88)	2.83 (.87)	13.82 (3.60)
Female	3.38 (.68)	2.99 (.83)	2.53 (.97)	3.03 (.84)	3.01 (.81)	14.92 (3.25)
18 to 34	3.01 (.86)	2.68 (.91)	2.39 (1.03)	2.71 (.93)	2.74 (.90)	13.46 (3.83)
35 to 64	3.29 (.72)	2.92 (.83)	2.45 (.97)	3.01 (.84)	2.94 (.82)	14.60 (3.35)
65 and over	3.47 (.64)	2.98 (.79)	2.39 (.91)	3.06 (.79)	3.12 (.76)	15.03 (2.99)
French	3.34 (.69)	2.96 (.77)	2.52 (.94)	3.04 (.77)	3.09 (.78)	14.94 (2.95)
English	3.18 (.79)	2.79 (.87)	2.31 (.95)	2.84 (.89)	2.82 (.84)	13.93 (3.56)
Other	3.43 (.67)	3.09 (.84)	2.67 (1.00)	3.13 (.79)	3.12 (.78)	15.42 (3.12)
Canadian-born	3.22 (.77)	2.85 (.85)	2.37 (.96)	2.90 (.87)	2.90 (.84)	14.22 (3.45)
Immigrant	3.36 (.73)	2.94 (.85)	2.63 (1.01)	3.08 (.84)	3.01 (.83)	15.02 (3.41)

IMMIGRATION & MULTICULTURALISM

Number of Immigrants Coming to Canada					
Multiculturalism		Too many	Too few	About the right number	Total
Supporter	#	569	241	911	452
	%	33.1%	14.0%	52.9%	100.0%
Detractor	#	335	20	97	1721
	%	74.1%	4.4%	21.5%	100.0%
Total	#	904	261	1008	2173
	%	41.6%	12.0%	46.4%	100.0%

Heard Negative Comments About Immigrants						
Multiculturalism		Often	Occasionally	Rarely	Never	Total
Supporter	#	593	915	332	49	1889
	%	31.1%	48.0%	17.4%	2.6%	100.0%
Detractor	#	200	190	82	4	476
	%	41.8%	39.7%	17.2%	0.8%	100.0%
Total	#	793	1105	414	53	2365
	%	33.2%	46.3%	17.4%	2.2%	100.0%

IMMIGRATION & MULTICULTURALISM

Multiculturalism		Views Toward Immigrants				Total
		Very negative	Somewhat negative	Somewhat positive	Very positive	
Supporter	#	34	191	1077	548	1850
	%	1.8%	10.3%	58.2%	29.6%	100.0%
Detractor	#	78	192	165	22	457
	%	17.1%	42.0%	36.1%	4.8%	100.0%
Total	#	112	383	1242	570	2307
	%	4.9%	16.6%	53.8%	24.7%	100.0%

Multiculturalism		Relations Between Immigrants and non-Immigrants in Canada				Total
		Very negative	Somewhat negative	Somewhat positive	Very positive	
Supporter	#	68	376	993	345	1782
	%	3.8%	21.1%	55.7%	19.4%	100.0%
Detractor	#	82	190	174	10	456
	%	18.0%	41.7%	38.2%	2.2%	100.0%
Total	#	150	566	1167	355	2238
	%	6.7%	25.3%	52.1%	15.9%	100.0%

PUBLIC PERCEPTIONS ON RADICALIZATION TO VIOLENCE & RESILIENCE IN CANADA

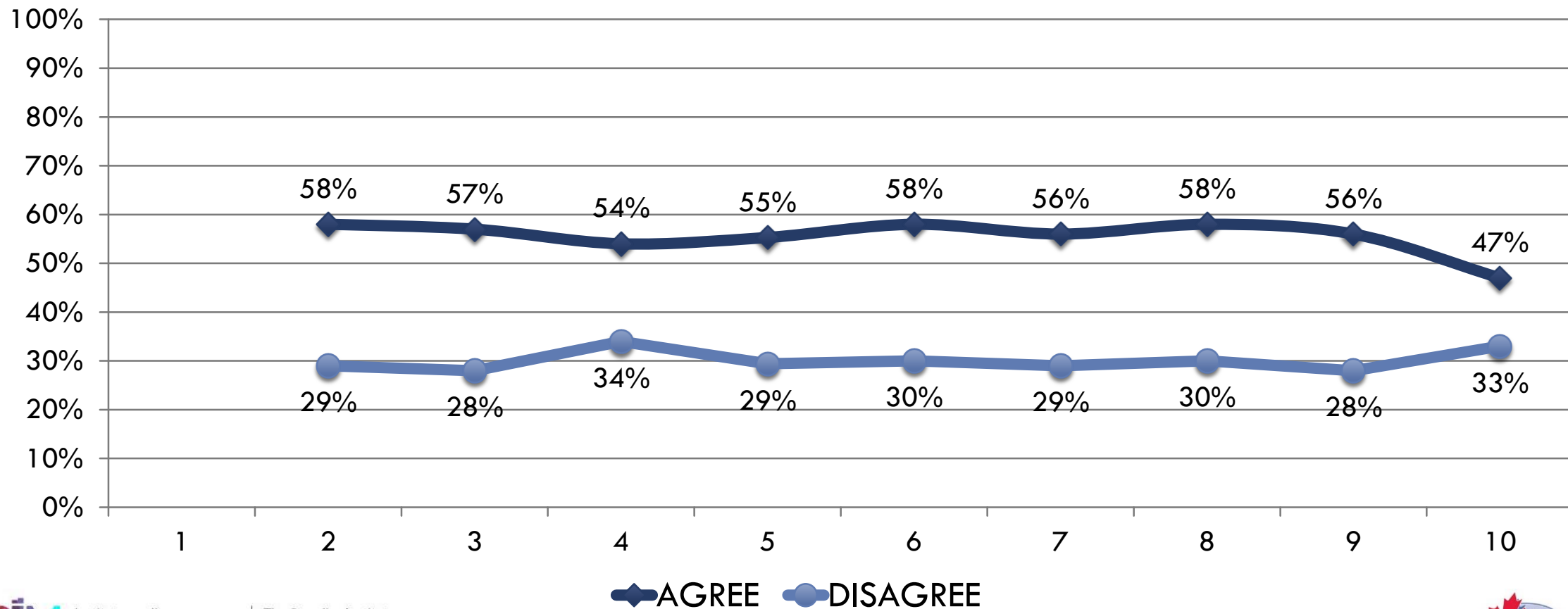
KEY TRACKING MEASURES ACROSS 10 WAVES

PAUL HOLLEY & ASHLEY MANUEL

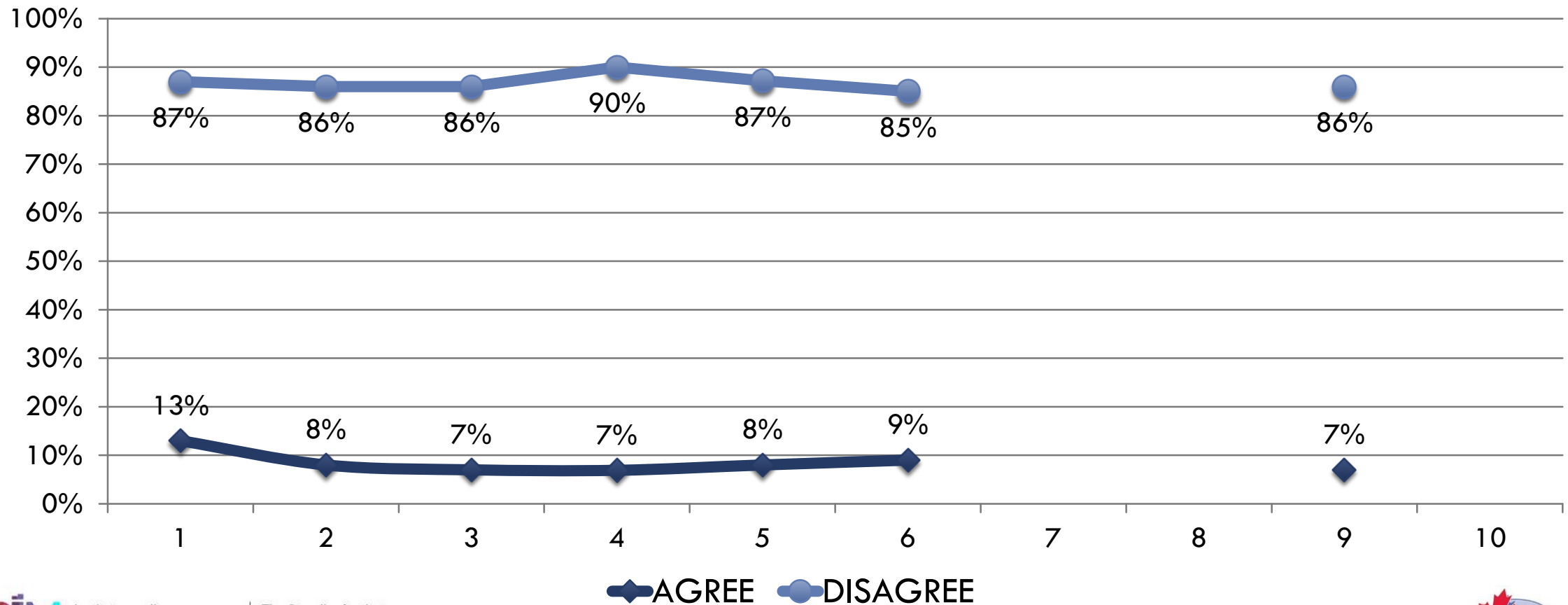
JULY 19, 2017

8

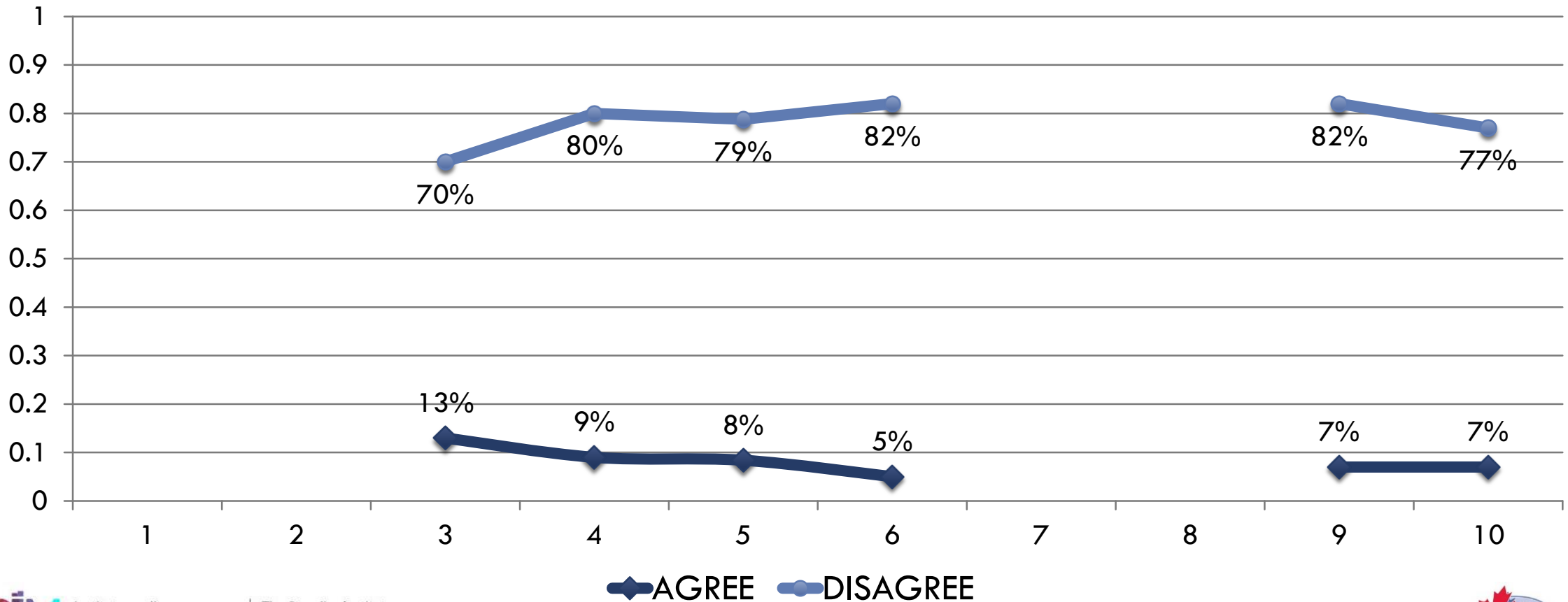
THERE IS AN IRRECONCILABLE CONFLICT BETWEEN THE WEST AND ISLAM



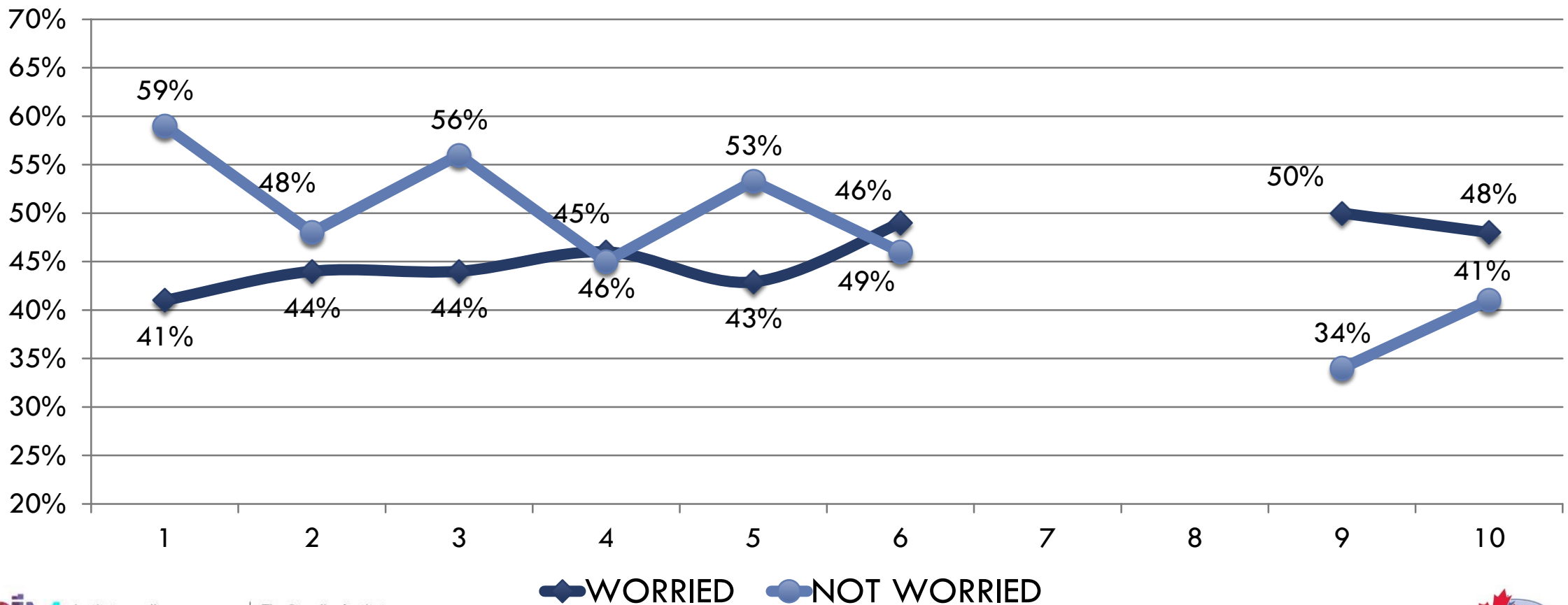
THERE IS NEVER JUSTIFICATION FOR ACTS OF TERRORISM / TERRORISM CANNOT BE JUSTIFIED UNDER ANY CIRCUMSTANCES



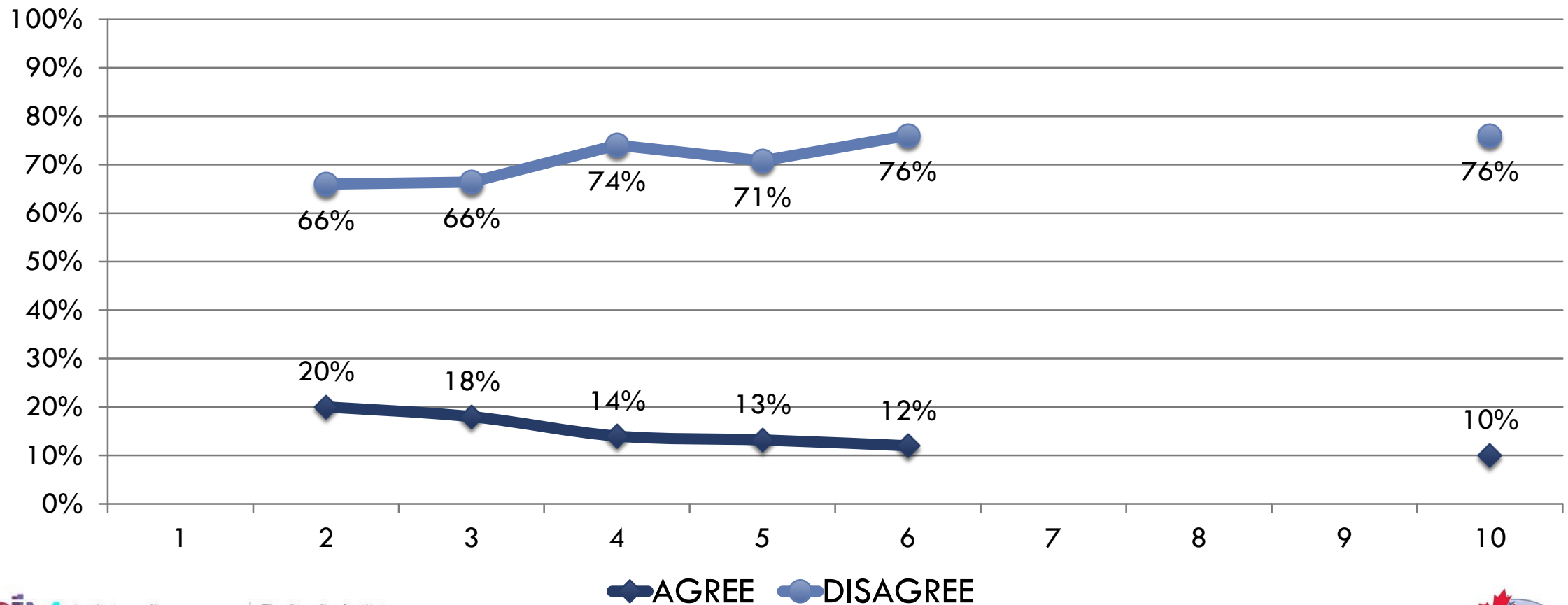
IF I KNEW SOMEONE WHO WAS INVOLVED IN VIOLENT EXTREMIST ACTIVITY, I WOULD REPORT HIM OR HER TO THE POLICE.*



WORRIED ABOUT THE NUMBER OF IMMIGRANTS COMING TO CANADA

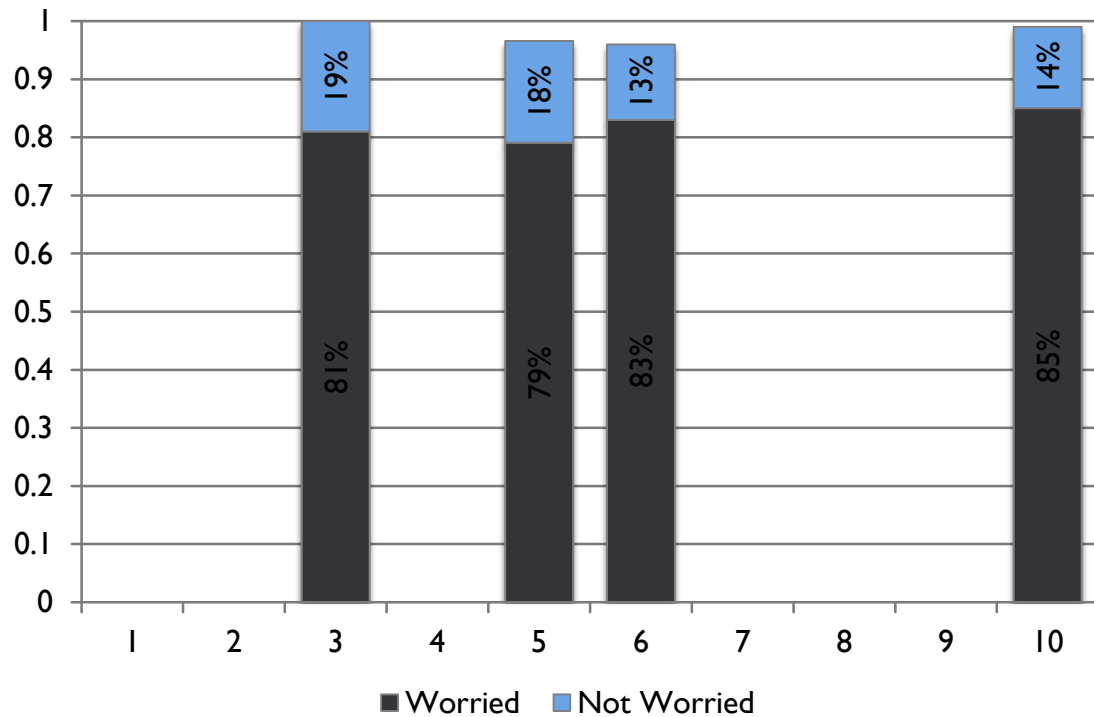


OVER THE LAST DECADE, TERRORISM HAS DECLINED IN THE WORLD

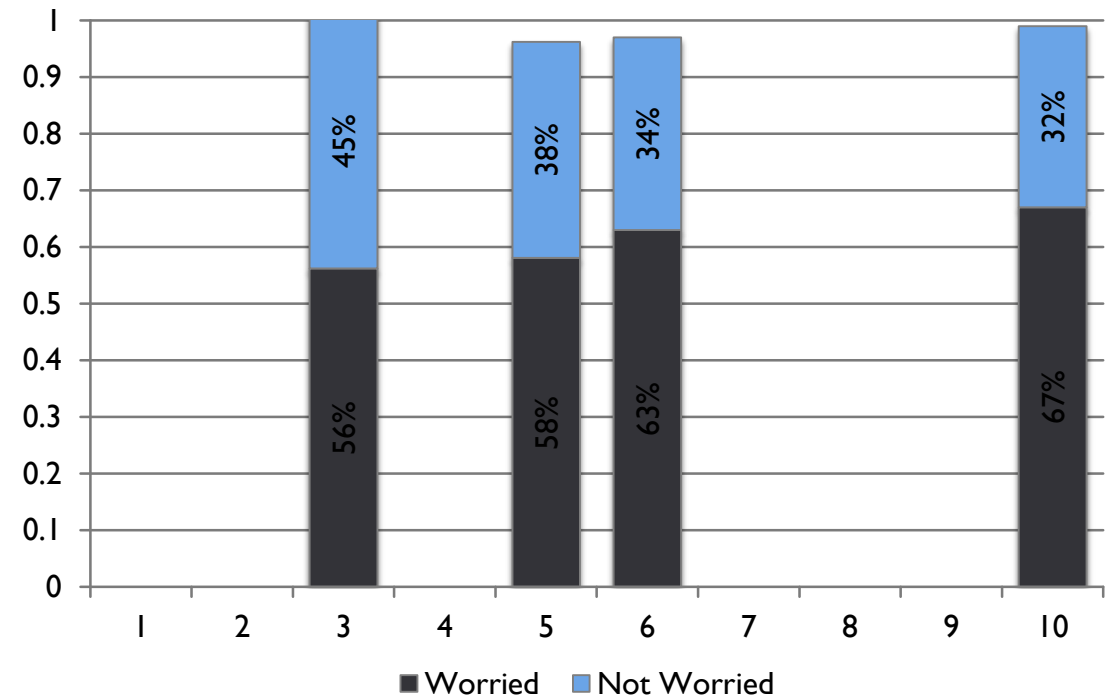


WORRIED ABOUT...

“Terrorism / Terrorist activities in the world”

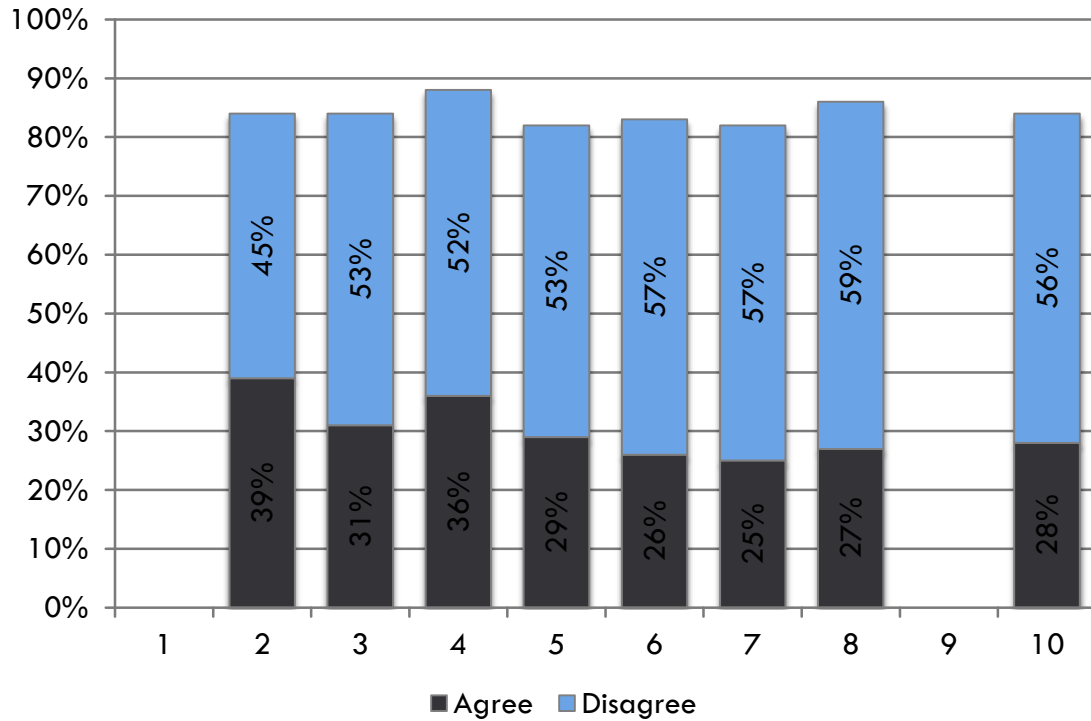


“Terrorist activity in Canada”

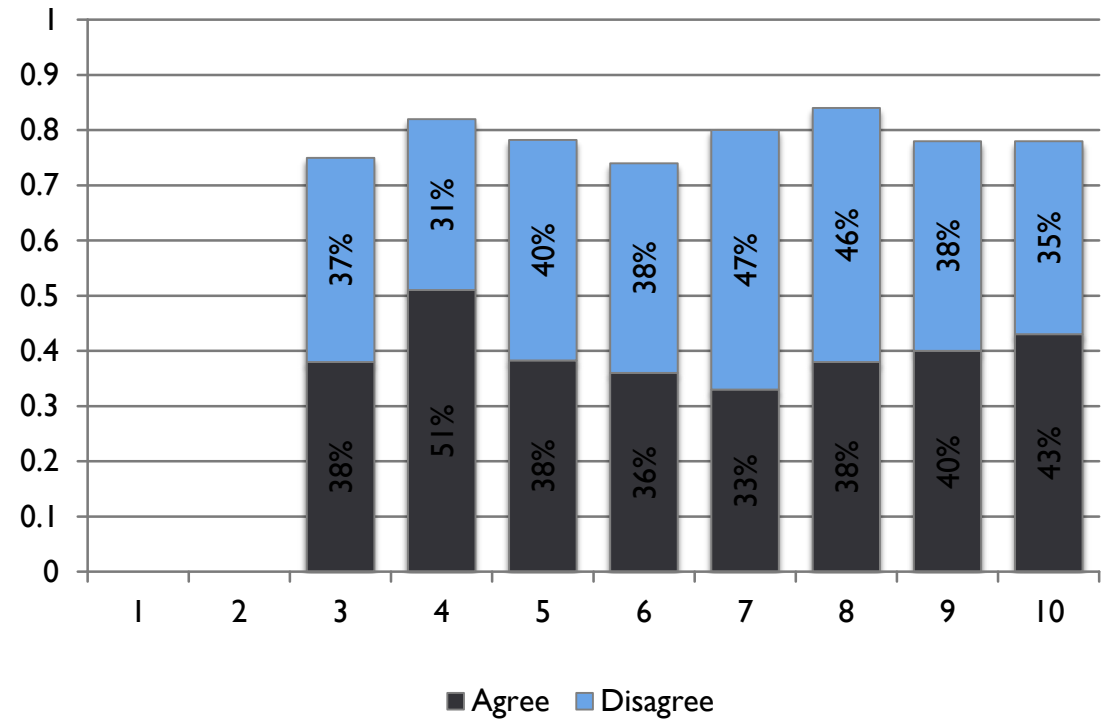


INTERNATIONAL / CANADIAN EFFORTS TO COMBAT TERRORISM ARE WORKING WELL

INTERNATIONAL



CANADIAN



@Copyright

Paul Holley and Ashley Manual | **Public Perceptions on Radicalization to Violence & Resilience in Canada**

16

Initially drafted on: July 19thth, 2017: Issue #9

| CANADIAN INSTITUTE FOR IDENTITIES AND MIGRATION | ASSOCIATION OF CANADIAN STUDIES |